

FLAG CEREMONIES

- ❖ Standard Flag Ceremony
- ❖ Freedom Flag Ceremony
- ❖ Flags-multiple levels
- ❖ Recipe For An American Flag
- ❖ Make a Flag Ceremony
- ❖ Older Girl Flag Recipe Ceremony
- ❖ Flag Etiquette
- ❖ Freedom Flag Ceremony V.2

FLAG CEREMONIES

Standard Flag Ceremony

For our troop meetings we do a simple opening flag ceremony each time. The Flag Bearer carries the flag (we purchased a small flag) and the color guard walk beside the flag bearer (they would carry troop flag etc if we had one). The caller is the one who calls Girl Scouts to attention and commands the flag bearer and color guard...

This is the simple ceremony we use...girls stand in horseshoe formation (except for ones presenting the colors)

Caller Commands:

Girl Scouts Attention

Color Guard Attention

Color Guard Advance

Color Guard Present Colors

Girl Scouts please join me in the Pledge of Allegiance

(recites pledge)

Girl Scouts please join me in the Girl Scout Promise

(recites Promise)

Color Guard Dismissed

Girl Scouts Dismissed

Freedom Flag Ceremony

The staging area is dark. Narrator is off stage or holds a light to read by and be seen by the audience.

NARRATOR: From the Four Corners of the earth they came, (either four girls with lighted candles or flashlights). They carried a torch in Freedom's name.

NARRATOR: Freedom of Speech

1st Freedom: and speak we must

NARRATOR: Freedom of Worship

2nd Freedom: in God we trust

NARRATOR: Freedom from Want

3rd Freedom: from weakness, from greed

NARRATOR: Freedom from Fear

4th Freedom: is freedom indeed!

NARRATOR: Let these freedoms be the beacons that call thee to the home of the brave and the land of the free.

The flag is brought into the staging area, on a staff or held at each of the four corners. The flag should not be carried flat; make sure the blue field is raised to the audience.

NARRATOR: To honor the flag is to honor the freedom for which it stands. Join me in the Pledge of Allegiance.

[Freedoms act as the Honor Guard and do not speak].

A song may be sung to close the ceremony, all escort flag off stage.

Flags-multiple levels

Opening: Quiet Sign

Daisy Girl Scout Flag enters, carried by a Daisy Girl Scout]

Narrator #1: "I am the Daisy Girl Scout Flag. I have watched over the Girl Scouts in blue. I have watched them become Girl Scouts and now they seek the wise old owl."

Brownie Girl Scout Flag enter, carried by a Brownie Girl Scout.]

Narrator #2: "I am the Brownie Girl Scout Flag. I have watched over the Girl Scouts in brown. I have guided their enthusiasm for three years and now they fly from my arms."

Girl Scout Flag enters, carried by a Junior Girl Scout.]

Narrator #3: "I am the Girl Scout Flag. I have watched over the Girl Scouts in green. For three years I have watched them grow and now they step upward to Cadette Girl Scouting."

World Association Flag enters carried by a Cadette Girl Scout.]

Narrator #4: "I am the World Association Flag. I watch over my Girl Scouts to appreciate Girl Scouting/Girl Guiding all over the world. They have the same international spirit that made me great. I watch Cadette Girl Scouts grow to become Senior Girl Scouts. Please stand."

United States Flag enters carried by a Senior Girl Scout.]

Narrator #5: "I am the United States Flag. I watch over Senior Girl Scouts and all Girl Scouts. I can hold my head high when I am with them. I am proud of my daughters. Girl Scouts and guests, the Flag of your country, pledge Allegiance. Color guard, post your colors. Color guard, dismissed."

Recipe For An American Flag

Ingredients:

- 5 girls large pot
- 1 cup red flag
- 1 cup blue stars of glitter
- 1 cup white spoon

Preparation:

Colors can be construction paper cut up, poker chips, or whatever. I use chips, easier to clean up. Put the colors and stars/glitter in individual cups. Fold the flag so that the two upper corners are easy to get hold of. Place the flag in the pot. Do this before the ceremony. When you are ready to start, have the cups of "colors", pot, spoon, and stars/glitter on a table.

Recite the following poem while "cooking" the recipe.

Whole Group:

We're going to fix for you a treat that is really grand
And make for you a recipe-the greatest in the land
(girl #1) In first we'll put a heaping cup of red for courage true
(girl #2) And then we add for loyalty a dash of heavenly blue
(girl #3) For purity, we'll now sift in a layer of snowy white
(girl #4) We'll sprinkle in a pinch of stars to make it come out right
We'll stir and stir and you will see that what we have make is OLD GLORY

(girls 5&6-one stirs, puts spoon down, then both grasp flag corners and lift from pot)

Follow with the Pledge of Allegiance

Make a Flag Ceremony

Center of Stage is Large Basket with folded flag inside hidden

Narrator- "Will you please rise for the presentation of the colors."

Staging notes- Girls come single file. First comes the girls carrying components of the flag, holding them high and reverently. Followed by the Girl Scout Flag. Girls come on stage and stand across the stage behind the basket.

Narrator- "Red for Valor - For the courage of all women who, with a dream in their hearts, crossed the oceans to begin life anew in a free land. For the bravery of women who, with hope and faith, crossed the prairie and mountains of our vast land. For the steadfastness of those women who, through all adversities, shouldered the Country's burdens to emerge as stronger individuals."

Staging Notes- Red streamers are placed in the basket

Narrator- "White for Purity - For the integrity of all women whose fortitude wove the strands of diverse cultures into an integral national heritage. For the piety of all women whose faith formed the foundation upon which our country was built and continues to grow."

Staging notes- White streamers are placed in basket

Narrator- "Blue for Justice - For the foresight of all those women who created an atmosphere in which each of their children could develop to their fullest potential. For the perseverance of all those women who contributed their talents to further the development of our Country."

Staging notes- Large Blue paper or Blue piece of cloth is placed in the basket

Narrator- "Stars for Dreams - For the dreams of the future. That the generations of tomorrow may fulfill the promise of the past 100 years, so that the visions of our forebears will be revitalized and the future will hold forth hope and promise for all generations to come."

Staging Note- Stars are placed in basket -- pick up flag pole and stir

Narrator- "Stirring the stories of my stars and stripes, I symbolize the soul of America, typifying her ideas and aspirations, her institutions and traditions."

Staging note- Remove the folded flag

Narrator- "This flag, which we honor and under which we serve is the symbol of our unity, our power, and purpose as a nation."

Staging Note- 2 or more girls unfold the flag and mount on the flag pole -- then stand at attention

Narrator- "Please join us in saying the Pledge of Allegiance"

I pledge Allegiance..."

All Girl Scouts will make the Girl Scout Sign and say the Girl Scout Promise.

ON my honor, I will try..."

Narrator: "Color Guard, Post your colors"

(Wait for the flags to be posted)

Narrator: Color Guard, Retreat

Older Girl Flag Recipe Ceremony

Equipment

Large pot

Cut pieces of red, white and blue construction paper

Music During Entrance: America The Beautiful

Red For Valor- For the courage of all women who with a dream in their hearts crossed the oceans to begin life in a free land. For the bravery of women who with hope and faith crossed the prairie and mountains of our vast land. For the steadfastness of those women who through all adversities shouldered the Country's burdens to emerge as strong individuals.

White For Purity- For the integrity of all women whose fortitude wove the strands of diverse cultures into an integral national heritage. For the piety of all women whose faith formed the foundation upon which our Country was built and continues to grow.

Blue for Justice- For the foresight of all those women who created an atmosphere in which each of their children could develop to their fullest potential. For the perseverance of all those women who contributed their talents to further the development of our Country.

Stars for Dreams- For the dreams of the future that: The generations of tomorrow may fulfill the promise of the past 200 years, so that the visions of our Fore-Mothers will be revitalized and the future will hold hope and promise for all generations to come.

(Stir the pot)

Stirring are the stories of my Stars and Stripes. I symbolize the soul of America, typifying her ideals and aspirations, her institutions and traditions.

(Remove the flag)

This flag, which we honor and under which we serve is the emblem of our unity, our power, and thought and purpose as a Nation.

Pledge -

Song (all) "She's a Grand Old Flag"

(As flag is marched around the room, hold straight by the four comers with blue field at shoulder height)

Flag Etiquette

Here are a few basic principles for honoring the American flag in the presence of Girl Scout flags.

The United States flag should be in one of the following positions: first, to the flag's own right, center front, or center and higher.

A few of the most common situations in troop, adult, or large organization meetings have been used in illustrating these principles. Since the presence of color guards does not alter flag positions, they are not shown, because we want to keep the illustrations as simple as possible. Other Girl Scout flags can be added as desired.


A. Carried



Two flags: right








Three flags: center front



Many flags: in front

Key:

-  United States Flag
-  World Association Flag
-  Troop Flag
-  Direction flag faces
-  Indicates "flag's own right"
-  Path of American Flag
-  Path of Troop Flags

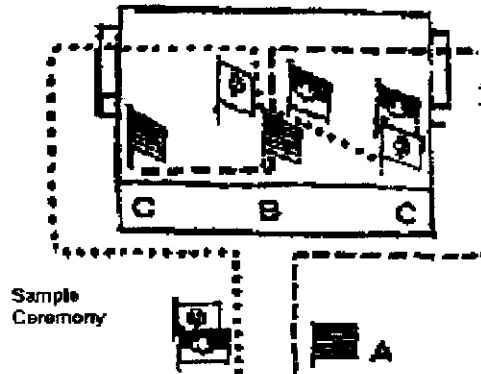
Sample ceremony using these principles:


A. Carried in: U.S. flag leading, World Association flag next, troop flag third. U.S. flag turns right at end of aisle, Scout flags go to left.

B. Held for ceremony: U.S. flag at front center stage. Scout flags behind it.


C. Grounded: Scout flags grounded before U.S. flag. U.S. flag grounded last and in highest stand.

Retiring Flags: U.S. flag is picked up first, carried along route which Scout flags entered. Scout flags go out the other way. This keeps U.S. flag on right.







Two flags: right




At same level: right




Many flags: right




On platform: flag's own right



Three flags: center



Higher if centered



Against wall: flag's own right

FREEDOM FLAG CEREMONY

The staging area is dark. Narrator is off stage or holds a light to read by and be seen by the audience.

We will need 4 large strong flashlights

All words spoken by 1 Narrator

Flags are in back ready to come down the right isle - Flag bearer and 1 or 2 color guards each

2 girls with large flashlights are in back waiting to come down the isle- one on each isle

2 girls are back stage with large flashlights - one on each side of the stage

Narrator

"Please Rise for the Presentation of the Colors"

(Everyone Stands up)

"Color Guard, Attention "

"Color Guard, Advance"

Girls carrying flags come down the right isle. American flag first followed by 1 or 2 color guards

GS flag next followed by 1 or 2 color guards

Go up the steps and stand in the center of the stage - American Flag on the right - Color guard girls beside and slightly behind their flag

Narrator

"From the four corners of the earth they came, they carried a torch in Freedom's name."

Four girls enter - one down each isle and one from each side of the stage.

The girls should Stand on the far sides of the stage - towards the front- Flashlights turned on and pointed towards the ceiling

1st girl

"Freedom of Speech - the 1st Freedom -- and speak we must"

First Girl points her light at the US Flag

2nd girl

"Freedom of Worship - the 2nd Freedom -- in God we trust"

2nd Girl points her light at the US Flag

3rd girl

"Freedom from Want - the 3rd Freedom, from weakness and from greed"

3rd Girl points her light at the US Flag

4th girl

"Freedom from Fear - The 4th Freedom is freedom indeed!"

4th Girl points her light at the US Flag

Narrator

"Let these freedoms be the beacons that call thee to the home of the brave and the land of the free."

Keeps lights directed on the US Flag

Narrator

" Please join us in saying the Pledge of Allegiance"

I pledge allegiance to the flag
of the United States of America
And to the Republic for which it stands
One nation, under God, indivisible
With liberty and Justice for All
Lights should come up on Stage

(Color guards and flag bearers are at attention and does not recite the Pledge or Promise)

Narrator

"Girl Scouts, Make the Girl Scout Sign and recite the Girl Scout Promise"

On My Honor,
I will try to serve God and my Country
To help people at all times and
To live by the Girl Scout Law

(Color guards and flag bearers are at attention and does not recite the Pledge or Promise)

"Color Guard, Post your Colors"

Flag bearers go to the flag stands - guards follow and stand behind
America flag on right of stage, GS flag on Left
GS flag is placed in the flag stand first
Then the US Flag is placed in the stand

"Color Guard, Retreat"

Flag bearers, Color Guard and Flashlight girls quietly walk to the stairs closest to them and quietly walk to their seats